

Daymap Connect is an extension of the Daymap Learning Management System. It is a Parent Portal and combines communication and student management, by providing parents with access to key school and student information on their child's learning behaviour, progress and performance.

Accessing Daymap Connect

Daymap Connect can be accessed using a login and password per parent (with the option to provide multiple logins). The easy-to-use system allows parents to access details for all their children enrolled in the school, anywhere and anytime.

The Daymap Connect log in screen is shown below. This can be found by using the URL address that the school has provided.



The screenshot shows the Daymap Connect login interface. At the top left is the Daymap logo. Below it, the text 'Build SA' is displayed. A link for 'Staff and Students click here for Daymap' is present. There are two input fields: 'Username' and 'Password'. A blue 'Sign in' button is located below the password field. At the bottom, there are two links: 'Forgot your password?' and 'Can't access your account?'.

Creating an account will differ depending on the school. Some schools will send a link via email, which you will follow to set up your account.

Alternatively, if the school has notified you that your account has been enabled, you can click **Forgot your password** and you will be redirected to a password reset page. You will need to enter your email address that is registered at the school and some schools also require the student code that they would have provided you. Once details have been entered, click on **Reset Password**. A username and password will be sent instantly to your email account.

Enter the email address you have registered with the school along with a matching valid student code. A link to set your password will be emailed to you.

Email

Student Code

[Reset Password](#)

Note: Due to security reasons, Daymap is unable to assist if there is an issue with accessing your account. For assistance, please contact your child's school.

Daymap Connect

Daymap Connect has different levels of access that are set by the school. A reduced access mode prevents access to sensitive student information and might be used by the school if you have not completed any required identity checks.

Daymap Connect is navigated via the tabs on the left side of the window to view messages, a calendar of events, school notices and account details.

Schools can customise which tabs are used; therefore, your parent portal may not look exactly like the images below.

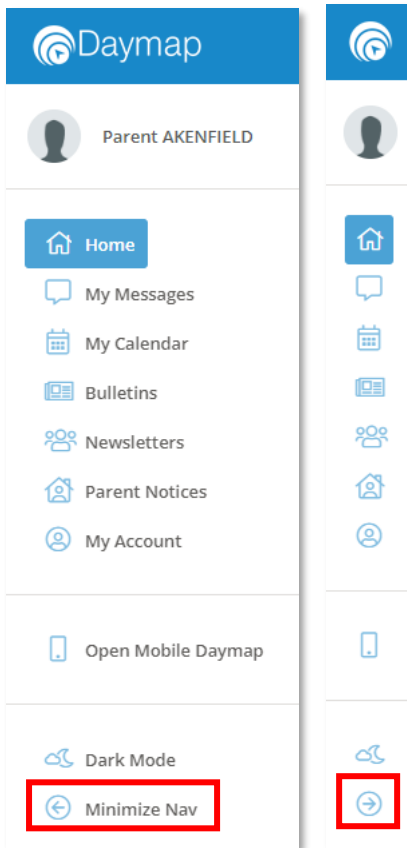
Dark/Light Mode

The Parent Portal can be used in dark mode, or light mode. Click on the icon to toggle between modes

The screenshot displays the Daymap Parent Portal interface. On the left, a navigation sidebar includes the Daymap logo, the user's name 'Parent AKENFIELD', and several menu items: Home, My Messages, My Calendar, Bulletins, Newsletters, Parent Notices, My Account, and Open Mobile Daymap. At the bottom of this sidebar, the 'Dark Mode' toggle is highlighted with a red box. The main content area is divided into three sections: 'My Students' (showing a profile for Samantha AKENFIELD with an attendance rate of 92% and a current GPA), 'Upcoming Events' (indicating no events are currently scheduled), and 'Recent Messages' (listing messages from Bulletins, Daymap Administrator, and School).

Minimizing Nav

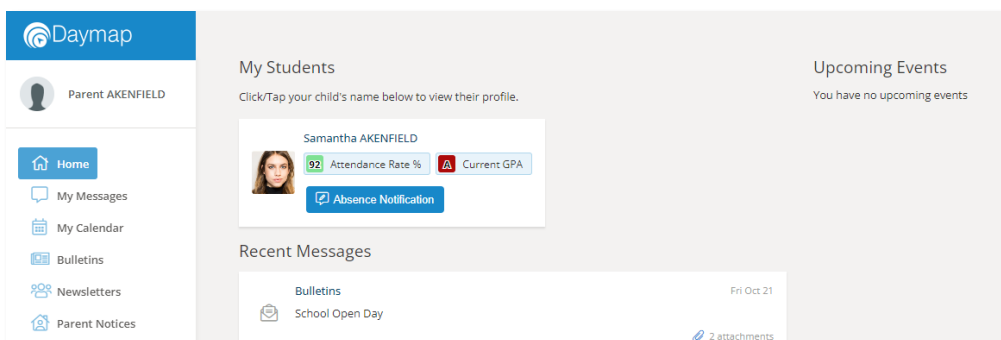
The navigator on the left-hand side of the screen can be maximized or minimized using the **Minimize Nav** button.



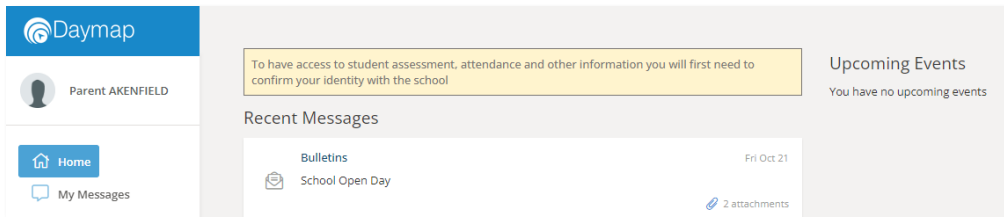
Home Tab

This is the main page of the Parent Portal. On this page you will see recent messages and upcoming events. Click on a student icon to access information specific to each student (please note: if you have reduced access, you will not see or be able to access individual student information.)

Full Access

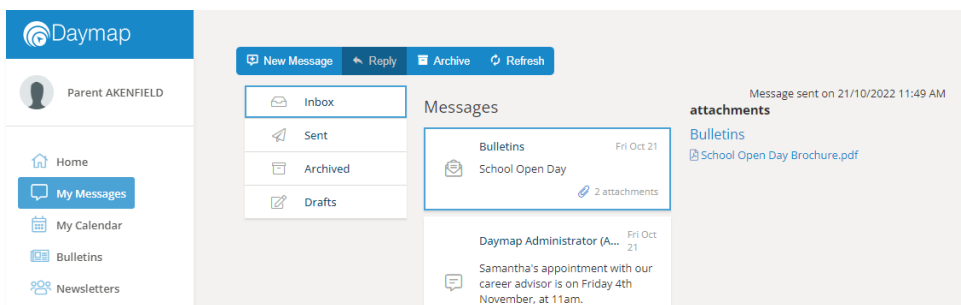


Reduced Access



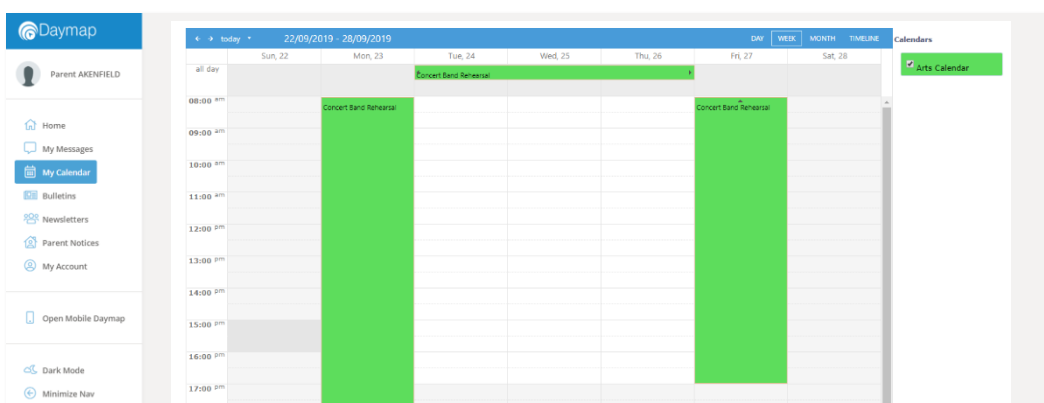
My Messages

This shows all messages received and sent from the parent portal. This enables you to easily contact teachers about any issues of importance: excursions, reminders, personal matters etc. This is a fantastic tool to keep you up to date and aware of what's happening in your child's classroom. You are able to reply to received messages and receive email notifications on unread Daymap messages.




My Calendar

This provides an overview of events for the year, such as upcoming school holidays, excursions and parent teacher interviews. The Calendar can be viewed by Day, Week, Month or Timeline.



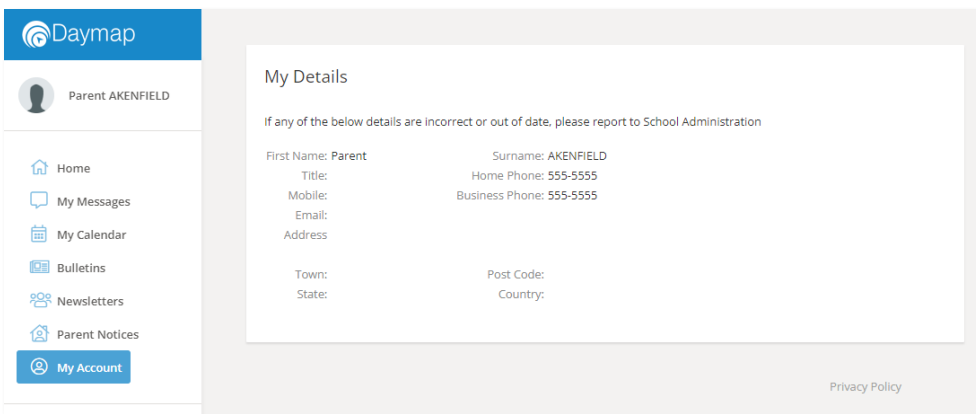
Communication Folders

Schools will create Parent Notice folders to meet their needs – you may see one or more tabs for viewing information sent by the school.



My Account

This shows your current contact details, as recorded by the school. Please contact the school to update your details if the information shown here is incorrect.



Student Profile

From the Daymap Connect home tab, you can click on a child's name to view their student profile which provides more detailed information on their attendance, assessment and details. This assists you to keep track of your child's progress at school.

Home

The Home Tab displays a snapshot of student activity tasks and homework and any upcoming events. Student Activity is listed in chronological order, the school determines the types of information they will include here. All tasks and homework are shown with the set and due date. Upcoming events displays your child's timetable for the upcoming week.

Calendar

This shows a weekly calendar view of the student timetable and any additional events (this may include excursions or whole school activities). Use the checkboxes on the right to filter the items you view when looking at the calendar. The buttons on top of the calendar allow you to change your view from week to month or day.

This Week

This shows your child’s timetable and attendance for the week at a glance and in real time. This tab also displays any Assessment Tasks and Homework for the week. Clicking on the homework or task will allow you to view all information and any attachments added.

The screenshot shows the Daymap interface for a parent named Samantha Akenfield. The 'This Week' tab is active, displaying a weekly timetable and attendance summary. The week starts on 30/10/2022. The attendance rate is 92% and the current GPA is A. The timetable shows classes for each period from Monday to Friday. Symbols indicate attendance status: a checkmark for present, an X for absent, and a red X for unapproved absence.

Time	Mon 31/10	Tue 1/11	Wed 2/11	Thu 3/11	Fri 4/11
Before School	Before School				
Home Group					
Period 1	Graphic Art	English 2020	Graphic Art	MathsH	
Period 2	Graphic Art		Religious Ed'n.D	Phys. Ed.	
Recess	Recess				
Period 3	English 2020		HistoryS	Religious Ed'n.D	English 2020
Period 4	MathsH	Religious Ed'n.D	English 2020	Science	HistoryS
Lunch	Phys. Ed.				
Period 5	English 2020	MathsH	Phys. Ed.	HistoryS	FrenchE
Period 6	Science	Science	Science	English 2020	FrenchE
Test					

Symbols:
 ✓ Marked as present X Marked as absent, approved X Marked as absent, unapproved L Marked as late Roll has not been marked

Attendance

This displays a colour coded Attendance Map, as well as Attendance Rates for the student for each individual class across the school year. Clicking on a particular class under Attendance Rates will show you the reasons for the absences.

The screenshot shows the Daymap 'Attendance' view. It features an Attendance Map for the year 2022, color-coded by attendance status. Below the map is an Attendance Rates table. A red arrow points to the 'English 2020' class in the table.

Class	Code	Teacher	Lessons	Approved	Unapproved	Cancelled	% Attendance	% Unapproved
English 2020	Eng 2020	Jeffrey O'Shaunessy	179	6	5	0	94%	3%
FrenchE	FRE 7R	Chris Donnelly	60	2	2	0	93%	3%
Graphic Art	G/A 7R	Sam Car	90	1	2	0	97%	2%

Assessment

This provides an overview of your child’s assessment. Depending on how your school is using Daymap, you may also see tabs for current tasks, completed tasks, the assessment schedule and course outlines. This information can be filtered to a specific class using the drop-down menu at the top.

Progress

This tab shows your child’s progress in each subject

Daymap Samantha AKENFIELD

90 Attendance Rate % Current GPA

Parent AKENFIELD

Progress

Completed tasks with published results 2022

Progress Current Schedule Outline

Education Progress Report

Summary for 2022 Semester 2

Term 3 2022 Term 2 2022

9 Digital Technologies 6 (C)

Task	Due	Weighting	Results
Lego Mindstorms progress	13 Aug	0	Orange
HTML Progress	13 Aug	0	Green
Data Handling Assignment	5 Nov	0	Green
Lego Mindstorms	5 Nov	1	4 / 8 C

9 English (C)

Task	Due	Weighting	Results
Storyboard and Script	2 Jul	1	5 / 8 B
Regret questions	28 Jul	0	Green
Holes Essay Draft	12 Sep	0	Green
Holes Essay Final	20 Sep	1	9 / 24 C
Poetry Presentation	9 Nov	0	Green

9 Humanities & Social Science (B)

Task	Due	Weighting	Results
Business Task 2	22 Jul	1	5 / 8 B

Design & Technology, English, Health & Physical Education, Humanities & Social Sciences, Languages, Mathematics, Science

Line Graph: Average score over time (Term 1 2020 to Term 5 2022)

- Average
- undefined
- Arts
- Christian Studies
- Design & Technology
- Design & Technology
- English
- Health & Physical Education
- Humanities & Social Sciences
- Inter-Disciplinary
- Languages
- Mathematics
- Science

Current

This tab shows current assessment information. Clicking on a task will allow you to see all relevant information and attachments.

Current Tasks

Progress Current Schedule Outline

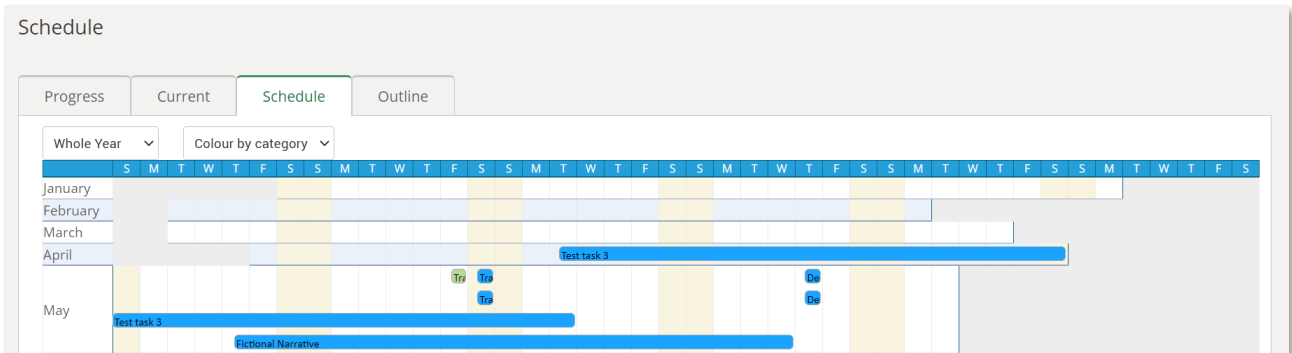
Week 42 2022 Full Year (test) starting Monday, 17 October 2022

AC Summative Homework Oct 17 MathsH

Overdue. Work has not been received Set on Mon 17 Oct Due on Mon 17 Oct

Schedule

This tab shows all assessment tasks scheduled throughout the year. This can be viewed by class or for all classes. Hover the cursor over the tasks for more information. Clicking on an assessment task will open that assessment tasks information.



Outline

This tab shows a subject outline for each course your child is studying.

ENG 2020 Course Details	
Course Code	ENG 2020
Course	Introduction to English Literature
Coordinating Unit	English and Creative Writing
Term	Semester 1

Reports

The reports tab allows you to download and view academic reports for your child.

Records

If your school uses Daymap Records for recording student information, you will see any relevant records here. If this tab is not visible, your school is not using this feature of Daymap at this time.

The screenshot shows the Daymap interface with the 'Records' tab selected. The main content area displays an 'Excursions' record for 'Excursion Consent Form (1)'. The record is titled 'testing' and is in a 'Pending' status, visible to parents and students. It was scheduled on 16/09/2022 at 8:01 AM. The record details include:

- OFFICE USE**
 - NAME OF ACTIVITY: Swimming Lessons
 - DESTINATION: Local Pool
 - DESCRIPTION: Taking students to the pool for swimming lessons
 - TRANSPORT METHOD: Bus
 - ADULT RESPONSIBLE: Steve Sulkheta
 - COST \$: 0
 - FROM: 09/11/2022 09:00 AM
 - TO: 09/11/2022 02:00 PM
 - EXCURSION CUT OFF DATE: 04/11/2022
- PARENT USE**

Going Back to the Parents Page

To get back to the parent home page, click on the x next to the student.

The screenshot shows the top navigation bar of the Daymap interface. The student's name 'Samantha AKENFIELD' is displayed next to a small profile picture and a close button (an 'x' icon). A red arrow points to this close button. Below the navigation bar, the parent's name 'Parent AKENFIELD' and their current attendance rate '92' and GPA 'Current GPA' are visible.

Once finished, click on your name and then **Sign Out**.

The screenshot shows the top navigation bar of the Daymap interface. The parent's name 'Parent AKENFIELD' is displayed next to a small profile picture. A 'Sign Out' button is highlighted, indicating the next step in the process. Below the navigation bar, the text 'Click/Tap your' is partially visible.